

# Alphalite

## ALPHA SERIES LED FLAT PANEL

PROJECT NAME

CATALOG NO.

TYPE

DATE

NOTE

## FPL Series

LED Flat Panel


2'x2, 2'x4', and 1'x4'

### DESCRIPTION

The Alpha Edge Lit LED Flat Panel combines the benefits of long life, controllability, and energy savings with elegant design and superior quality of light. The FPL luminaires optimize LED optics and electronics to deliver energy savings and high performance.

### APPLICATION

Indoor general/ambient illumination. Idea for offices, schools, retail, and other architectural spaces that demand energy demand reduction and high quality light.



### SPECIFICATION FEATURES

#### Construction

Rugged construction: solid high quality aluminum frame with great heat dissipation and low light degradation. Rated as vibration and impact resistance. PMMA Light Guide Plate which has transmittance and guaranteed no color change in 10 years. Using advanced diffusing light craftsmanship of laser etching. Uniformity of FPL luminaires reach up to 85%. Housing and optics maintain damp location rating with all internal components.

#### Electrical

Luminaire utilizes long life, high efficacy LEDs and a highly efficient, reliable and flicker-free LED driver. 120V-277V input voltage for increased versatility. 0-10V continuous dimming comes standard. Ideal when used in conjunction with controls and sensors. Comes equipped with quick disconnect for compliance with US code

#### Mounting

Installs recessed with T-bar grid.

#### Finish

Highly reflective powder coat finish. Baked white matte paint, applied after fabrication.

#### Optics

Uniformity light achieved by delivering a comfortable mix of light to working and surrounding surfaces, creating balanced illumination throughout the environment. Occupants can realize a productive and comfortable atmosphere through enhanced light quality and distribution.

#### Certifications / Regulatory

UL/cUL listed. All components used have UL approval. UL Class 2. Power supply: SCP, OTP, OVP protection, FCC Part 15 Class B, UL8750 Class 2. DLC Premium listed.

#### Warranty

7-year limited warranty. See complete warranty terms for details.

### Quick Ship Product

FPL-22L/835  
 FPL-22L/840  
 FPL-22L/850  
 FPL-22H/840  
 FPL-22H/850  
 FPL-24L(36)/835  
 FPL-24L(36)/840  
 FPL-24L(36)//850  
 FPL-24H/840  
 FPL-24H/850  
 FPL-14L/840

## ORDERING INFORMATION

Sample Number: FPL-24H/840

FPL	24	H	8	40	(Blank)	(Blank)
<b>Series</b>	<b>Form Factor</b>	<b>Lumen Package</b>	<b>CRI</b>	<b>CCT</b>	<b>Input Voltage</b>	<b>Dimming</b>
FPL - LED Flat Panel	22 - 2'x2' 24 - 2'x4' 14 - 1'x4'	VL - Very Low Wattage L - Low Wattage H - High Lumen *See energy data for details	8 - 83+ CRI	35 - 3500K 40 - 4000K 50 - 5000K	(Blank) - 120V-277V	(Blank) - 0-10V Continuous Dimming

### Options

#### Controls

**SMC** - Smart Control System

#### Accessories

**SMK** - Surface Mount Kit

**FLK** - Flange Kit for Drywall

#### Emergency Backup

**(require field installation)**

EM700 - 700lm

EM1400 - 1400lm



Specifications and dimensions subject to change without notice.

10715 Springdale Ave, Ste 4, Santa Fe Springs, CA 90670

Tel: 888.287.9228

Fax: 888.258.9183

www.alphalite.com

SUMMARY

Input Voltage	120V-277V
Input Power	See energy data for details
Power Factor	> 0.95
THD (Max.)	20%
Efficacy	> 125 LPW
Delivered Lumens	See energy data for details
Controls/ Dimming	Full Range 0-10V dimming standard
Dimming Range	0-10V Continuous (10-100%)
CRI	> 83
CCT	3500K, 4000K, 5000K
Operating Temp.	-20 ~ +55 °C
Rated Life	70,000 hours

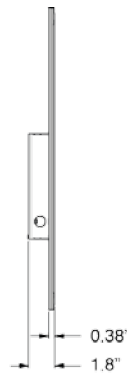
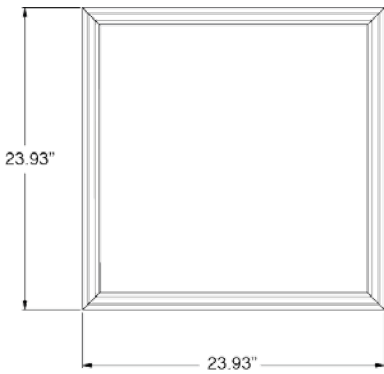
ENERGY PERFORMANCE DATA

Form Factor	Part No.	Rated Wattage (W)	Tested Wattage (W)	Delivered Lumens (lm)	Efficacy (lm/W)
2'x2'	FPL-22L/835	30	30	3915	127
	FPL-22L/840	28	28	3707	136
	FPL-22L/850			3816	136
	FPL-22H/840	36	36	4943	137
	FPL-22H/850			5036	140
2'x4'	FPL-24VL/835			3998	125
	FPL-24VL/840	30	32	3999	127
	FPL-24VL/850			4004	128
	FPL-24L(36)/835	36	36	4515	127
	FPL-24L(36)/840			4553	128
	FPL-24L(36)/850			4621	130
	FPL-24H/835	48	46	5854	128
FPL-24H/840	6029			128	
FPL-24H/850	6127			130	
1'x4'	FPL-14L/835	30	29	3681	125
	FPL-14L/840			3730	125
	FPL-14L/850			3766	127

PHYSICAL PARAMETERS

DIMENSION

FPL-22



FPL-24



FPL-14

